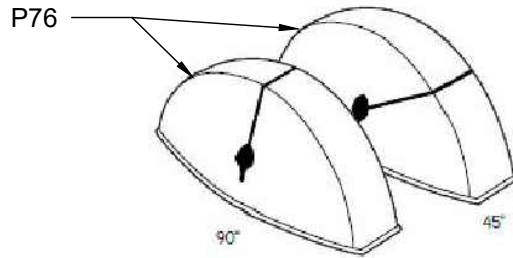
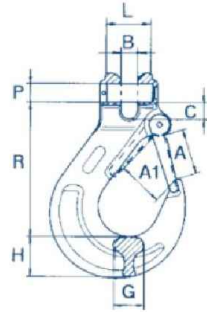



Appareil De Levage - Clou P75

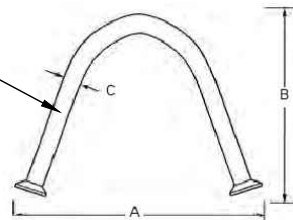


Catena Chain Kette		Codice Code Code	A	A1	B	C	G	H	R	PxL	Peso Weight Poids Gewicht	W.L.L.
mm	inch		mm	mm	mm	mm	mm	mm	mm	mm	Kg	Kg
5-6	7/32-1/4	CBX 06SF	26	19	7.2	8	15	20	69	7.5x17.5	0.25	1400
7	9/32	CBX 07SF	34	26	9.5	10	19	28	95	9x22.5	0.55	1900
8	5/16	CBX 08SF	34	26	9.5	10	19	28	95	10x22.5	0.50	2500
10	3/8	CBX 10SF	40	31	12	13.5	25	33	110	13x29.5	1.00	4000
13	1/2	CBX 13SF	51	40	15	17	30	40	136	16X37	1.70	6700
16	5/8	CBX 16SF	56	45	18	22	37	48	155	20x52	3.20	10000
20	3/4	CBX 20SF	60	53	23	26	51	52	185	24x73	5.00	16000
22	7/8	CBX 22SF	70	62	25	29	50	63	210	26x72	12.3	19000

Type	Product Code No.	Length	Width	Depth	Color
90P444	123175	8.00"	3.25"	3"	Blue
45P444	123176	8.00"	3.25"	3"	Blue
90P671	123177	8.00"	3.25"	3"	Orange
90P671	127786	9.00"	4.58"	3.35"	Orange
45P671	123178	8.00"	3.25"	3"	Orange
90P875	124685	15.00"	6.13"	5"	Blue



Clou de levage
P75 (5UA671@90°)
900 & 1200mmØ



Anchor	Type	Product Code	Minimum Panel Thickness	Safe Working Load Tension 90	Safe Working Load Shear 90	Safe Working Load Tension/Shear 45	Minimum Edge Distance	A	B	C	End Shape
P75	4UA444	121877	4"	3,200	5,800	2,260	9"	5-1/4"	3-1/8"	0.444"	Swift Lift
	5UA444	123442	5"	3,860	7,710	2,730	10"	6"	3-3/4"		
	6UA444	121888	5-5/8"	4,460	9,460	3,150	12"	7-3/8"	4-3/4"		
	5UA671	123441	5"	4,560	8,430	3,220	10"	6-7/16"	3-3/4"		
	6UA671	121889	5-5/8"	7,320	15,780	5,170	12"	7-3/8"	4-3/4"		
8UA671	121891	7-5/8"	10,830	18,850	7,660	16"	9-3/4"	6-3/4"	0.671"		
P75H	12UA875	124738	12"	24,000	24,000	N/A	30"	15-7/8"	11"	0.875"	

- Note:
- Compressive strength of normal weight concrete to be 4,000 psi at time of initial lift.
 - Safe working loads provide an approximate factor of safety of 4 to 1.
 - Shear safe working loads are based on loading in the direction of the top of the precast concrete element.

