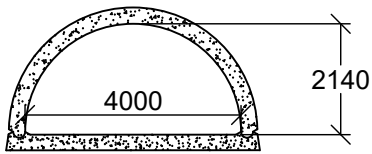
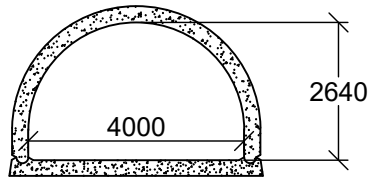


# PONCEAU VOÛTÉ

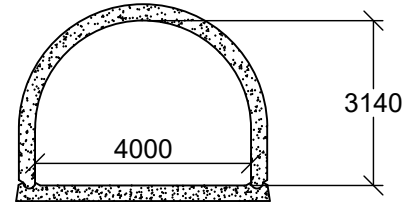
## CM2-PC4



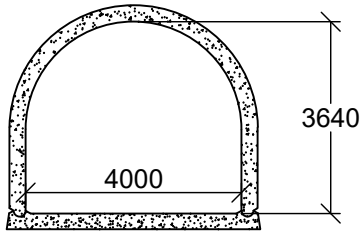
Type 1  
Aire Hydraulique 6,75m<sup>2</sup>  
Rayon Hydraulique 0,647m



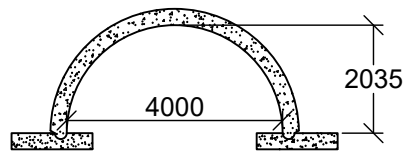
Type 2  
Aire Hydraulique 8,75m<sup>2</sup>  
Rayon Hydraulique 0,766m



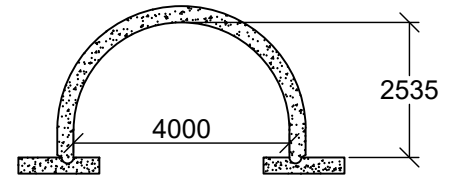
Type 3  
Aire Hydraulique 10,75m<sup>2</sup>  
Rayon Hydraulique 0,866m



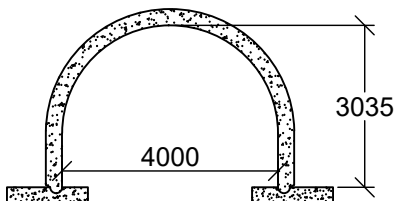
Type 4  
Aire Hydraulique 12,75m<sup>2</sup>  
Rayon Hydraulique 0,950m



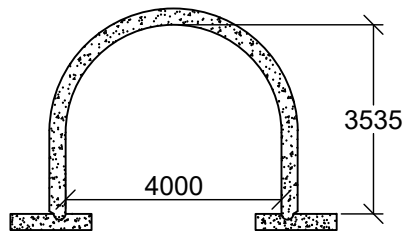
Type 5  
Aire Hydraulique 6,40m<sup>2</sup>  
Rayon Hydraulique 0,619m



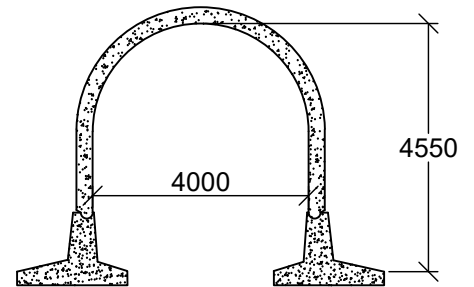
Type 6  
Aire Hydraulique 8,40m<sup>2</sup>  
Rayon Hydraulique 0,741m



Type 7  
Aire Hydraulique 10,40m<sup>2</sup>  
Rayon Hydraulique 0,843m



Type 8  
Aire Hydraulique 12,40m<sup>2</sup>  
Rayon Hydraulique 0,929m



Type 9  
Aire Hydraulique 16,20m<sup>2</sup>  
Rayon Hydraulique 1,076m

Selon CSA A23.4